

The Very Hungry Caterpillar

Home Activity Packets

- Guide for Assembling Packets
- Home Activities for Parents
- Duplication Masters for Packet Handouts

Family Storyteller

Guide for Assembling The Very Hungry Caterpillar Home Activity Packets

Item & Activities	Materials for Packet	# Families Expected	Total Amount Needed
Caterpillar Story Cards	Story cards (Copy sheet of story card pictures onto heavy paper.)	_____	_____
		—	
My Caterpillar Book	Copy of book 3 half-sheets of heavy stock (8 1/2" x 11")paper 1 box of crayons (Copy and assemble books for families. Fold the paper in half and staple to form a book. Punch a hole with a large hole punch in each page for child's finger.)	_____	_____
		—	_____

Caterpillar Snacks	None		
Caterpillar Mobile	copy of sheet with caterpillar and leaf shapes drawn on them 6 pieces of 10 inch yarn (cut out caterpillar shapes)	_____	_____
		—	_____

Re-sealable Plastic Bags or Paper Sacks	Use to hold activity packet contents.	_____	_____
		—	
Handout	<i>The Very Hungry Caterpillar</i> Home Activity for Families	_____	_____
		—	

The Very Hungry Caterpillar

Ideas to try together:

Caterpillar Story Cards

Take the sheet of caterpillar story card pictures and cut the pictures apart along the lines. Give your children the four pictures from the story. Have them try to put the pictures in order to retell the story. Don't worry if they can't remember everything. This is hard to do, even for us adults. They may want to change the order for fun. That is okay.

My Caterpillar Book


Make a caterpillar finger puppet and book! Use the materials provided in the home activity packet. Draw a face on your child's finger to use with homemade book.

Caterpillar Snacks

Plan a week of snacks just like the caterpillar ate (but not the junk food.) For snacks, have apples on Monday, pears on Tuesday, plums on Wednesday, strawberries on Thursday and oranges on Friday. Let children look at the book to see which snack is next.

Caterpillar Mobile

Have children cut caterpillar shapes out of construction paper. Cut on solid line or dotted line depending on child's age. You can help if needed. Decorate with the crayons in the home activity packet. Hang shapes from leaf with yarn.



How to read *The Very Hungry Caterpillar* with Your Children

The Very Hungry Caterpillar is a colorful book that tells how a caterpillar changes into a beautiful butterfly. Children have fun discovering the amazing changes the caterpillar goes through.

Getting Ready to Read

Have your children ever seen or touched a real caterpillar? Ask what caterpillars are like. What do they eat? Do your children know what caterpillars change into?

While Reading the Book

Try using this week's reading ideas.

- Pointing to words: While reading, try pointing to the words as you say them. This helps children learn that words have meaning. Don't worry if younger children do not remember words.
- Retelling and rereading: Have children tell or read the story back to you. The "Caterpillar Story Cards" are an easy way for children to retell the story.

After Reading the Book

Ask what happened to the caterpillar in the book. Do you eat some of the foods the caterpillar ate? Ask about your children's favorite foods. Talk about how children are changing as they grow up.


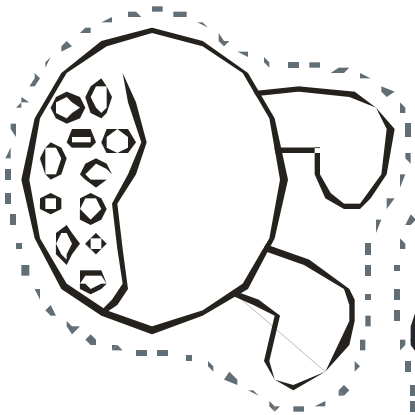
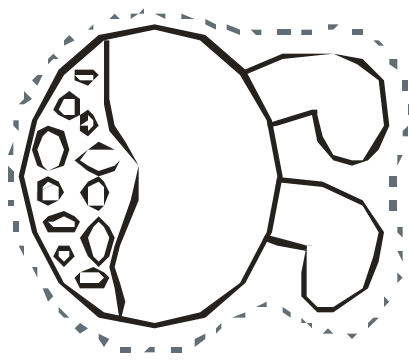
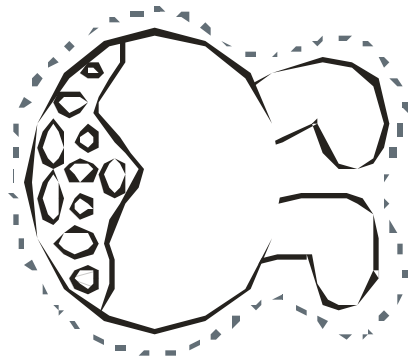

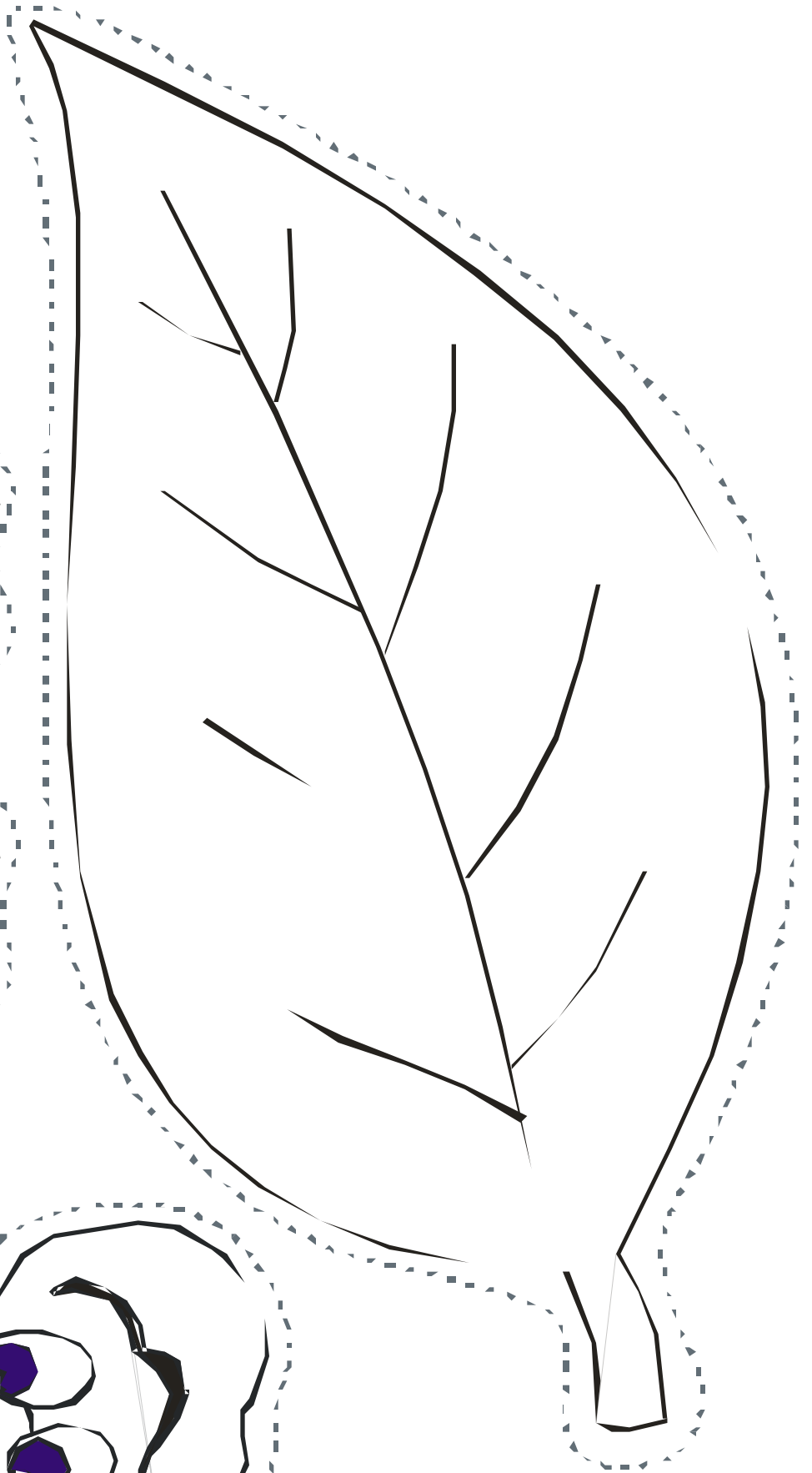
The *Family Storyteller* was developed by University of Nevada Cooperative Extension, KNPB-TV Channel 5, Washoe County Library System and Washoe County School District. Copyright © 2001.



**COOPERATIVE
EXTENSION**

Bringing the University to You


The University of Nevada, Reno is an Equal Opportunity/Affirmative Action employer and does not discriminate on the basis of race, color, religion, sex, age, creed, national origin, veteran status, physical or mental disability, sexual orientation, in any program or activity it operates. The University of Nevada employs only United States citizens and aliens lawfully authorized to work in the United States.



Caterpillar Story Cards




My Caterpillar Book



fold

cut

My Caterpillar Book



fold